










NITY STANDARDOWE – KOŁNIERZ PŁASKI

Stal ocynkowana / Steel zinc plated - EN ISO 15979

STANDARD BLIND RIVETS – DOME HEAD

Steel zinc plated / Steel zinc plated – EN ISO 15979



								kod	
3,0 (+0,08/-0,10)	6,0	1,5-3,5	6,5 (+0/-0,7)	0,8 (+/-0,20)	3,1	1125	950	SS030006	1000
	8,0	3,5-5,5						SS030008	1000
	10,0	5,5-7,5						SS030010	1000
	12,0	7,5-9,5						SS030012	1000
	14,0	9,0-11,0						SS030014	1000
	16,0	11,0-13,0						SS030016	1000
	18,0	13,0-15,0						SS030018	1000
	20,0	15,0-17,0						SS030020	500
25,0	17,0-22,0	SS030025	500						
3,2 (+0,08/-0,10)	6,0	1,5-3,0	6,5 (+0/-0,7)	0,8 (+/-0,20)	3,3	1285	1100	SS032006	1000
	8,0	3,0-5,0						SS032008	1000
	10,0	5,0-7,0						SS032010	1000
	12,0	7,0-9,0						SS032012	1000
	14,0	9,0-11,0						SS032014	1000
	16,0	11,0-12,5						SS032016	1000
	18,0	12,5-14,5						SS032018	1000
	20,0	14,5-17,0						SS032020	500
25,0	17,0-22,0	SS032025	500						
4,0 (+0,08/-0,15)	6,0	1,0-2,0	8,0 (+0/-1,0)	1,0 (+/-0,30)	4,1	2200	1700	SS040006	1000
	8,0	2,0-4,0						SS040008	1000
	10,0	4,0-6,0						SS040010	1000
	12,0	6,0-8,0						SS040012	1000
	14,0	8,0-10,0						SS040014	500
	16,0	10,0-12,0						SS040016	500
	18,0	12,0-14,0						SS040018	500
	20,0	14,0-16,0						SS040020	500
	22,0	16,0-18,0						SS040022	500
	24,0	17,0-20,0						SS040024	500
	25,0	17,5-22,5						SS040025	500
	26,0	18,0-23,0						SS040026	500
30,0	22,0-27,0	SS040030	500						










NITY STANDARDOWE – KOŁNIERZ PŁASKI

Stal ocynkowana / Steel zinc plated - EN ISO 15979

STANDARD BLIND RIVETS – DOME HEAD

Steel zinc plated / Steel zinc plated – EN ISO 15979



								kod	
4,8 (+0,08/-0,15)	6,0	1,0-2,0	9,5 (+0/-1,0)	1,1 (+/-0,30)	4,9	3100	2900	SS048006	500
	8,0	2,0-3,5						SS048008	500
	10,0	3,5-5,5						SS048010	500
	12,0	5,5-7,5						SS048012	500
	14,0	7,5-9,5						SS048014	500
	16,0	9,0-11,0						SS048016	500
	18,0	11,0-13,0						SS048018	500
	20,0	13,0-15,0						SS048020	500
	22,0	15,0-17,0						SS048022	500
	25,0	17,0-20,0						SS048025	500
	28,0	20,0-23,0						SS048028	250
	30,0	23,0-24,5						SS048030	250
5,0 (+0,08/-0,15)	8,0	2,0-3,5	9,5 (+0/-1,0)	1,1 (+/-0,30)	5,1	4000	3100	SS050008	500
	10,0	3,5-5,5						SS050010	500
	12,0	5,5-7,5						SS050012	500
	14,0	7,5-9,5						SS050014	500
	16,0	9,0-11,0						SS050016	500
	18,0	11,0-13,0						SS050018	500
	20,0	13,0-15,0						SS050020	500
	22,0	15,0-17,0						SS050022	500
	25,0	17,0-20,0						SS050025	250
	30,0	20,0-25,0						SS050030	250
	35,0	25,0-30,0						SS050035	250
	40,0	30,0-35,0						SS050040	250
6,0 (+0,08/-0,15)	10,0	3,0-4,5	12,0 (+0/-1,5)	1,5 (+/-0,40)	6,1	4800	4300	SS060010	250
	12,0	4,5-6,0						SS060012	250
	14,0	6,0-8,5						SS060014	250
	16,0	8,5-10,5						SS060016	250
	18,0	10,5-12,0						SS060018	250
	22,0	12,0-16,0						SS060022	250
	26,0	16,0-20,0						SS060026	250
	30,0	20,-23,0						SS060030	250










NITY STANDARDOWE – KOŁNIERZ PŁASKI

Stal ocynkowana / Steel zinc plated - EN ISO 15979

STANDARD BLIND RIVETS – DOME HEAD

Steel zinc plated / Steel zinc plated – EN ISO 15979



								kod	
6,4 (+0,08/-0,15)	10,0	1,5-3,5	12,7 (+0/-0,35)	1,8 (+/-0,40)	6,5	5700	4900	SS064010	250
	12,0	3,5-5,5						SS064012	250
	15,0	5,5-8,5						SS064015	250
	18,0	8,5-11,5						SS064018	250
	22,0	11,5-15,5						SS064022	250
	26,0	15,5-19,0						SS064026	250
	30,0	19,0-23,0						SS064030	250